

PARCC RESULTS: YEAR ONE

LONG HILL TOWNSHIP
FEBRUARY 8, 2016

Measuring
College and
Career
Readiness

VISION FOR PUBLIC EDUCATION IN NEW JERSEY

“New Jersey will educate all students to prepare them to lead productive, fulfilling lives. Through a public education system that is seamlessly aligned from pre-school to college, students will gain the requisite academic knowledge and technical and critical thinking skills for life and work in the 21st century.”



NEW JERSEY'S STATEWIDE ASSESSMENT PROGRAM

- In 2015, New Jersey adopted the Partnership for Assessment of Readiness for College and Careers (PARCC) to replace HSPA and previous assessments in the elementary and middle school in language arts and mathematics.
- Students took PARCC English Language Arts and Literacy Assessments (ELA/L) in grades 3 - 11.
- Students took PARCC Mathematics Assessments in grades 3 - 8 and End of Course Assessments in Algebra I, Geometry, and Algebra II.

PARCC PERFORMANCE LEVELS

- **Level 1: Not yet meeting grade-level expectations**
- **Level 2: Partially meeting grade-level expectations**
- **Level 3: Approaching grade-level expectations**
- **Level 4: Meeting grade-level expectations**
- **Level 5: Exceeding grade-level expectations**

LONG HILL TOWNSHIP

2015 PARCC GRADE-LEVEL OUTCOMES

ENGLISH LANGUAGE ARTS/LITERACY

	Count of Valid Test Scores	Not Yet Meeting (Level 1)	Partially Meeting (Level 2)	Approaching Expectations (Level 3)	Meeting Expectations (Level 4)	Exceeding Expectation (Level 5)	District % >= Level 4	NJ % >= Level 4
Grade 3	96	9.4%	4.2%	17.7%	60.0%	8.7%	68.7%	44%
Grade 4	66	0%	7.8%	25.6%	43.9%	22.7%	66.6%	51%
Grade 5	91	2.7%	2.7%	26.1%	67.4%	1.1%	68.5%	52%
Grade 6	93	0%	3.2%	15.1%	50.5%	31.2%	81.7%	49%
Grade 7	117	.09%	2.6%	12.1%	46.2%	38.5%	84.7%	52%
Grade 8	102	.01%	3.9%	10.8%	53.9%	30.4%	84.3%	52%

LONG HILL TOWNSHIP

2015 PARCC GRADE-LEVEL OUTCOMES

MATHEMATICS

	Count of Valid Test Scores	Not Yet Meeting (Level 1)	Partially Meeting (Level 2)	Approaching Expectations (Level 3)	Meeting Expectations (Level 4)	Exceeding Expectation (Level 5)	District % >= Level 4	NJ % >= Level 4
Grade 3	97	3.1%	3.1%	29.9%	45.4%	18.5%	63.9%	45%
Grade 4	67	4.5%	4.5%	19.4%	65.6%	6.0%	71.6%	41%
Grade 5	101	2.2%	12.1%	22.8%	54.3%	8.6%	62.9%	41%
Grade 6	92	4.3%	4.3%	18.4%	60.0%	13.0%	73%	41%
Grade 7	116	1.7%	13.0%	37.9%	44.0%	3.4%	47.4%	37%
Grade 8	36	17.0%	39.0%	33.0%	11.0%	0%	11.0%	23%
Algebra	55	0%	7.0%	53.0%	40.0%	0%	40%	36%
Geometry	11	0%	0%	18.0%	82.0%	0%	82%	22%

STEPS TO BE TAKEN

- Identify the “cusp” students and how we can improve their scores going forward
- Offer after school PARCC classes for ELA and Mathematics
- Have teachers evaluate the PARCC data and listen to their recommendations through PLC’s
- Utilize Curriculum Monday’s for teachers to collaborate on the curriculum and changes that may or may not need to be addressed
- Allow time for students to take practice PARCC tests prior to the actual test
- Survey students after they take the test to seek their input

QUESTIONS TO GUIDE PARCC DATA REFLECTION

- **How will we use PARCC data to identify strengths and gaps that exist in curriculum and instruction?**
- **How will we use PARCC data to inform the conversations of our educators?**
- **What can we learn about where additional professional resources are needed to meet the learning needs of all students?**

YEAR ONE DATA ANALYSIS PLAN: DRILLING DOWN

**District and School Level Data: Math, ELA,
reading and writing, and also by grade levels**

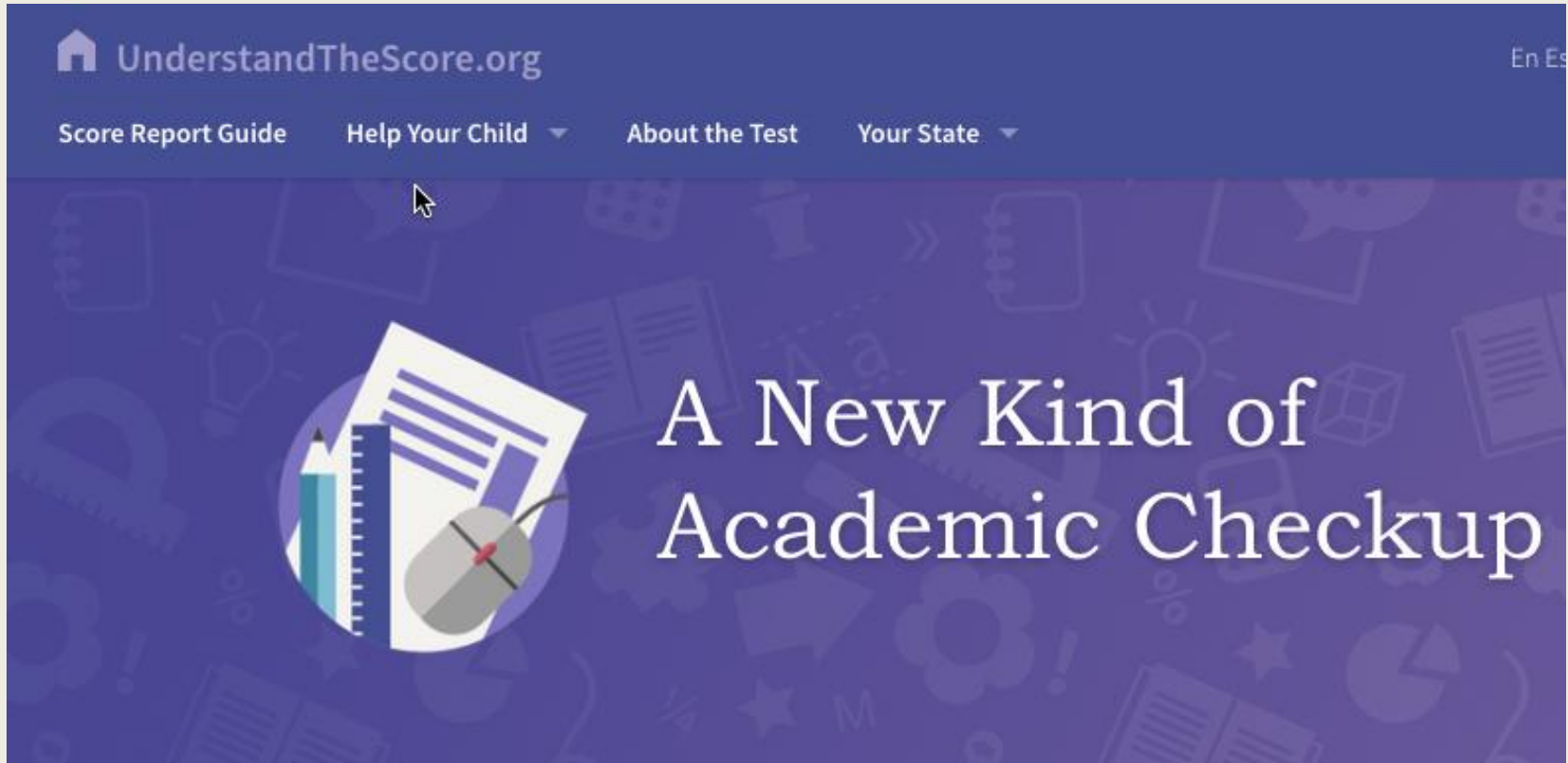
Disaggregated data, by subgroups

**Disaggregated data by
categories, (i.e., standards
sub-claims)**

Item analysis

**Student-level
analysis**

RESOURCES FOR PARENTS



The image shows a screenshot of the UnderstandTheScore.org website. The header is dark blue with the site name and a home icon on the left, and language options 'En Es' on the right. Below the header is a navigation menu with four items: 'Score Report Guide', 'Help Your Child' (with a dropdown arrow), 'About the Test', and 'Your State' (with a dropdown arrow). The main content area has a dark blue background with a pattern of faint educational icons. On the left, there is a circular graphic containing a pencil, a spiral notebook, and a computer mouse. To the right of this graphic, the text 'A New Kind of Academic Checkup' is displayed in a large, white, serif font.

UnderstandTheScore.org

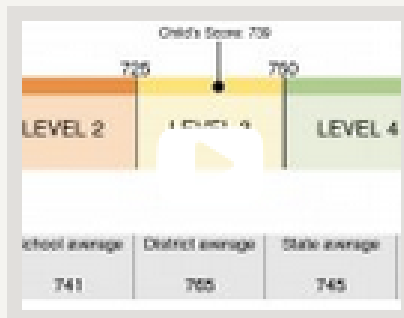
Score Report Guide Help Your Child About the Test Your State

A New Kind of Academic Checkup

<http://understandthescore.org/>

VIDEO: UNDERSTANDING THE SCORE REPORT

Top resources for parents

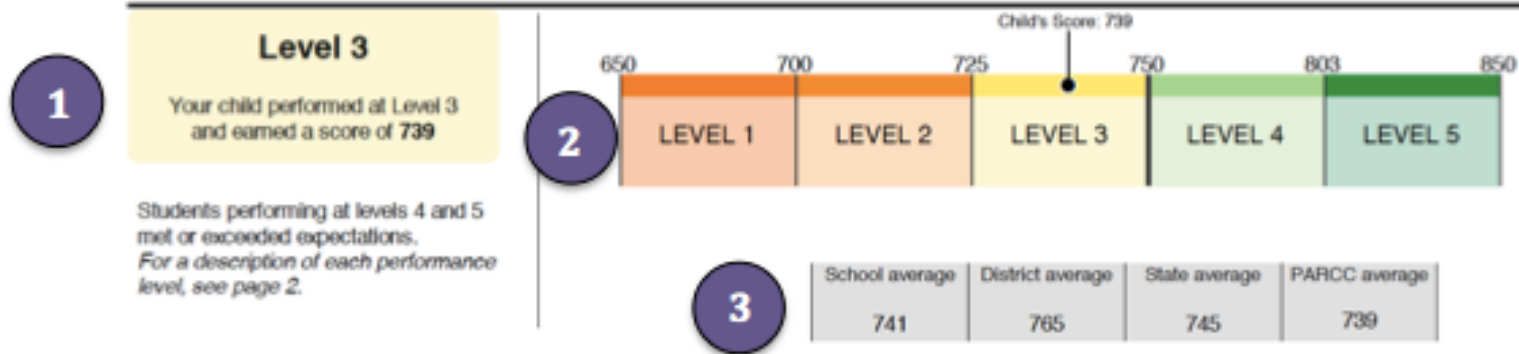


New Video: Understanding the Score Report

Teachers walk through the score report step-by-step. They let parents know what to expect and provide tips on how they can support their child. [▶ Watch the video >](#)

PARENT GUIDE TO THE SCORE REPORTS

ENGLISH LANGUAGE ARTS / LITERACY PERFORMANCE



Key Information Provided in the Score Report

1 Overall Student Performance – This section of the report shows your student’s overall numerical score and the performance level achieved based on that score. Level 1 indicates a student is not yet meeting grade level expectations and Level 5 indicates the student has a strong understanding of grade level material.

Page two of the score report provides additional information about your child’s score and level of performance. Level 4 and above indicates that a student meets or exceeds grade level expectations and is well prepared for the next grade level.

2 Score Graph – The colored graph shows the score ranges for each performance level and where your child’s score falls within that range. This gives you an indication of how close your child is to achieving the next level.

HOW TO HELP YOUR CHILD

Where is my child doing well? Where does he or she need additional support? And, how can I help?


The score reports provide more than just number scores; they also provide information about subsets of skills that show where your child excels and where he or she may need more support. You can use this information to support your child every day at home. For example, if your child is excelling in reading, you might challenge him or her to read more challenging books, to analyze and report to you on the day's news from the newspaper or to research and dig deeper into subjects of interest. If your child needs to improve in a certain subject area, talk to his or her teacher about additional support and materials, or use our online resources to locate activities you can use to reinforce learning at home. You can also use everyday moments as educational opportunities to enhance your child's learning. For example, if your child is struggling with fractions, have him or her help you in the kitchen and use measuring cups or pizza slices to help explain the relationship of parts to a whole.

<http://understandthescore.org/>

Continue Reading

ADDITIONAL RESOURCES FOR PARENTS

Be a Learning Hero Learning Tools

Helpful tools to support your child's learning at home in English Language Arts and math, as well as links to great resources.  [Visit website >](#)

<http://understandthescore.org/>